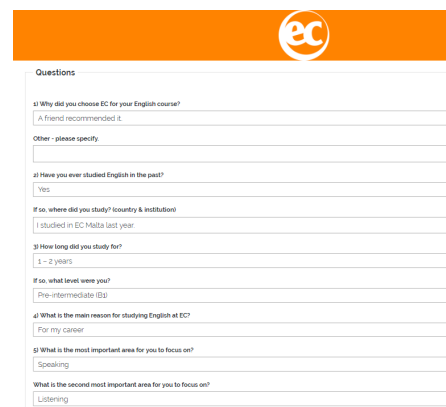
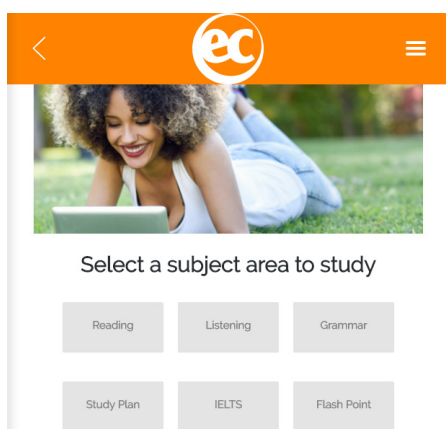




EC Online

This powerful tool has been exclusively tailored to suit the needs of our students. Available from the moment you book until three months after your course ends, EC Online clearly tracks your progress throughout. It provides insight into your strengths and weaknesses, and offers online lessons, language practice and materials tailored to your level and needs. While complementing your classroom learning, it also allows you to interact directly with your teachers outside of class.

Why use EC Online?



1 Pre arrival learning

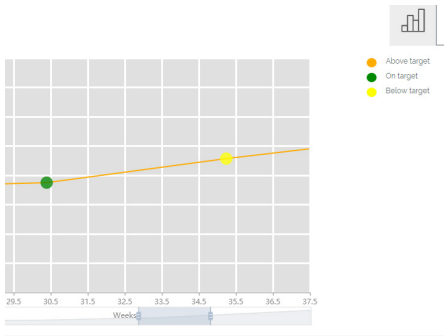
You can take an Oxford Online Placement test and you will be provided with online self-learning materials based on the placement test result.

2 Measure how much you learn

The Oxford Online Placement test at the beginning and end of your course will provide you with an externally validated proof of your improvement.

3 Tell EC about your goals

Before you arrive, we will learn all about your goals and plans through a Needs Analysis survey. In this way, your experience can be customised to your individual needs.



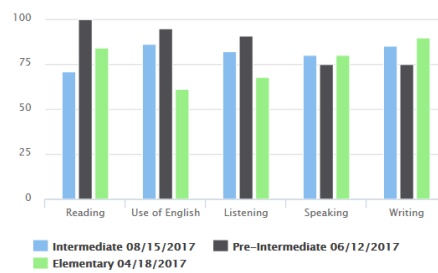
Pre-Intermediate 06/12/2017

Strongest:

- Speaking: be able to find out and pass on factual information: 100% correct
- Use of English: connecting words expressing contrast, cause, and effect: 100% correct
- Speaking: be able to interrupt, change topics, or resume a discussion: 100% correct

Weakest:

- Listening: understand everyday conversations, but need help in clarifying some details: 80% correct
- Use of English: first and second conditional: 80% correct
- Listening: follow clearly spoken, straightforward short talks on familiar topics: 90% correct



4 Track your progress

You can see how you progress through our unique customised assessment system. You can easily see which area you have improved and where your strengths and weaknesses lie.

5 Personalise your learning

Based on your assessment test result, our teachers will create a custom playlist based on your specific needs and you can access it anytime through your EC Online page.

6 1:1 Tutorials

You can get specific feedback and recommendations during your 1:1 tutorials with your teachers. Teachers will give you suggestions for improving outside and during your class time.

7 Sign in before you arrive

You can access EC Online before you arrive in the school to find the first day schedule, weekend activities, and information about the school and city where you will be living.

8 Plan your social programme

You can browse different social events run by the school and even additional free language workshops.

9 Talk to your teachers and staff

You can contact EC teachers and staff directly through EC Online during your stay. You can also learn more about EC staff and teachers by browsing their profiles.



OOPT Exit Test Certificate

Name: Jose Aguero

Student ID: 12345

School: EC Manchester

Course Start Date: 03/01/2016

Course End Date: 17/06/2016

Placement Results

Placement Date: 23/12/2015

Placement Level: Pre-Intermediate (B1)

Exit Test Results

Exit Test Date: 14/06/2016

Use of English Score

36.78

Time Taken

23:22:03

Overall Level

Upper Intermediate (B2)

Listening Score

36.95

Time Taken

23:02:21

Use of English Level

Upper Intermediate (B2)

Overall Score

36.86

Time Taken

01:10:29

Listening Level

Upper Intermediate (B2)

Accredited by the



for the teaching
of English in the UK



oxfordenglishtesting.com